


# Vertipin®

## USER GUIDANCE




### BEFORE APPLICATION

- 
- Clean sprayer - Remove residue from previous application
  - Fill the tank 3/4 full with water
  - Maintain constant agitation while filling spray tank
  - Invert & shake VERTIPIN can thoroughly before use
  - If using VERTIPIN as part of tank mix, put in the tank first
  - Triple rinse the container



### DURING APPLICATION


- 
- Spray as soon as your mix is ready to use
  - Avoid interruption to application wherever possible
  - If the application is interrupted, use continuous agitation & clean all key sprayer components

Application:

- Min. water volume  $\geq 150\text{L/ha}$
- With pressure at  $> 1.5\text{ bar}$



### FOLLOWING APPLICATION

- 
- At the end of each application of VERTIPIN, rinse the entire device (tank, boom, circuit, nozzles, etc.) thoroughly with clean water and a suitable cleaning product.
  - Do not clean application equipment near surface water. Avoid contamination via drains from farmyards and roads.